

# Drawing - Art



**Year 6**  
**Autumn 1**

## Overview

In this topic, we study making detailed, analytical and observational drawings. We will discuss and modify our work and respond to portraits from different times and styles. We will look at the portraits of Matisse, Picasso, Bacon and Rembrandt.

## Key knowledge - Art

- To make detailed, analytical, observational drawings.
- To enlarge our own drawings and use selected media to develop work.
- To discuss, review and modify work.
- To understand the visual element of tone and experiment with this.
- To work collaboratively in a group showing good speaking and listening skills.
- To develop and extend individual and group work.
- To respond to portraits from different times and styles.





Henri Matisse's  
portraits



Rembrandt  
self-portrait

Pablo Picasso and  
below are two of  
his self-portraits



## Key Vocabulary

Word	Definition
Element	What the art is made up of.
Media	The material and tools used.
Portrait	A representation of a person.
Form	What the art looks like.
Texture	The surface of the art: rough, smooth, shiny for example.
Pattern	A design in which lines, shapes or colours are repeated.
Colour	The colours used, starting with the 3 primary colours: yellow, blue and red.
Tone	How light or dark the artwork is.